

# Woolly Anathoth

W

I used an Anathoth Farm jam/chutney pottle for my example. You could also use a honey pot, plastic cup, etc.

## You will need

Heavy card

Plastic pot  
eg, honey/jam pot,  
plastic cup etc

Knitting wool  
eg, old unwoven  
jumper


Old socks  
Striped socks look  
great

Large google eyes

Pipe cleaner

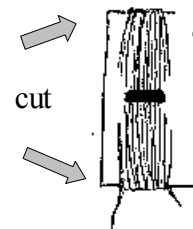
## Tools

Hot glue  
Scissors



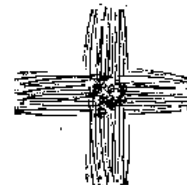
## 1 make woolly coat

Cut a strip of heavy card the same height as your pot. Wrap wool around card approx 20 times. Tie wool together in middle of each side of the card. Cut wool along each end of the card.



## 2 cover the pot

Cut a piece of sock approx 1cm higher than your pot. Turn pot upside down and pull sock piece over the pot. Attach with a few drops of glue on the top. Glue on a woolly coat, laying the two pieces at right angles to each other.



## 3 add features

Trim woolly fringe. Add eyes and a pipe cleaner mouth.

